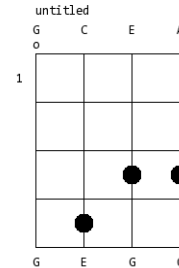


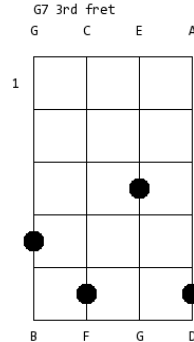
## Uke Chord Diagrams For The Jugband Workshop by R.Gordon

The chords below are mostly “closed chords” so that they can be slid up or down a fret (or more). This gives a chromatic, and slip and slide bluesy effect; and a big part of jug band music is the blues.

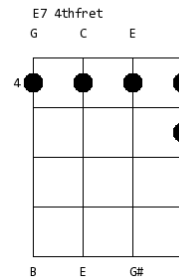
**C chord** shape, with the 4th string open(which gives a drone effect). Down to the 2nd fret its a “B” chord, down another to the 1st fret, its a Bb chord...



**G7 chord** shape: either down the neck (as usual) or on the 3rd fret as diagrammed here. 2nd fret: Gb7, 4th fret: G#7, etc.



**E7 chord** shape on the 4th fret. D7 on the 2nd fret, F7 on the 5th fret.



**Circle of 5ths** progression:  
E7 - A7 - D7 - G7 - C .... in the Key of C